

# Georgia Data Summary: Adverse Childhood Experiences

**Adverse Childhood Experiences (ACE)**-traumatic events occurring during childhood that may have negative, long lasting effects on a person's health and well-being.

In 2016, Georgia included the Adverse Childhood Experiences (ACE) module as a part of the Georgia Behavioral Risk Factor Surveillance System (GA-BRFSS). The ACE module was developed by the Centers for Disease Control and Prevention (CDC) that was adapted from the original CDC-Kaiser ACE Study and is used to collect information about adult respondents' childhood experiences related to abuse, neglect, and household challenges.

## Adverse Childhood Experiences (ACE)

This BRFSS module includes questions about 8 types of childhood trauma experiences:

### Abuse

- Emotional abuse
- Physical abuse
- Sexual abuse

### Household Challenges

- Incarceration of a parent
- Mental Illness in a household member
- Substance abuse within the household
- Violence between parents
- Separated or divorced parents

## Overall

In 2016, over half of adult Georgians, which is estimated to be over 3.2 million adults, experienced at least one ACE during childhood. Of these:

- 32% of adults lived in a household with separated or divorced parents
- 25% of adults lived with someone who abused drugs or alcohol
- 20% experienced violence between their parents
- 14% experienced sexual abuse from an older person or adult
- Females had consistently higher ACEs than males (Table 1)
- Females were significantly more likely to experience sexual abuse in childhood than males (Table 1)

Figure 1. ACEs among Adults 18 Years and Older, Georgia BRFSS, 2016

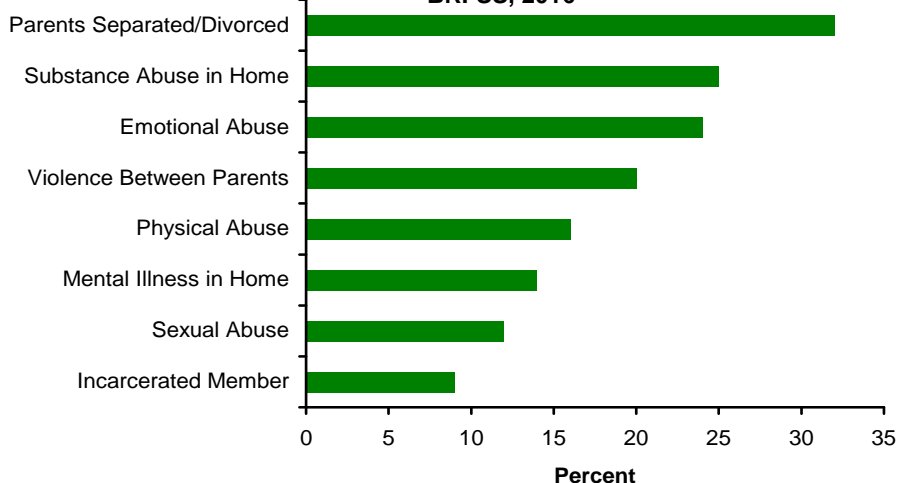


Table 1. ACEs among Adults 18 Years and Older, by Sex, Georgia BRFSS 2016

	Males		Females	
	%	95% CI	%	95% CI
<b>ABUSE</b>				
Emotional	22.3	(19.7, 25.1)	25.1	(22.7, 27.7)
Physical	15.9	(13.6, 18.4)	16.2	(14.2, 18.4)
Sexual	6.4	(5.0, 8.3)	16.6†	(14.7, 18.8)
<b>HOUSEHOLD CHALLENGES</b>				
Violence Between Parents	18.7	(16.3, 21.4)	20.6	(18.4, 23.1)
Substance Abuse	23.8	(20.9, 26.5)	26.8	(24.4, 29.4)
Mental Illness	12.1	(10.2, 14.5)	16.4	(14.4, 18.7)
Parents Divorced/Separated	31.8	(28.7, 35.0)	32.4	(29.7, 35.2)
Incarcerated Household Member	9.9	(7.9, 12.4)	8.9	(7.3, 10.8)

†Significant

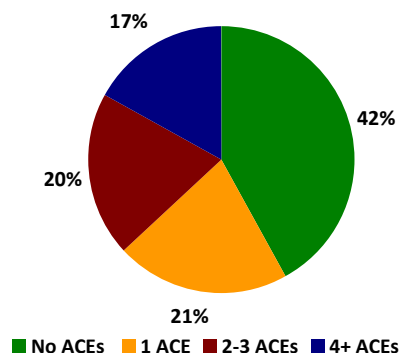


Georgia Division of Family and Children Services  
Prevention and Community Support  
Safe Children. Strengthened Families. Stronger Georgia.



# ADVERSE CHILDHOOD EXPERIENCES

**Figure 2. ACE Score among Adults, Georgia BRFSS, 2016**



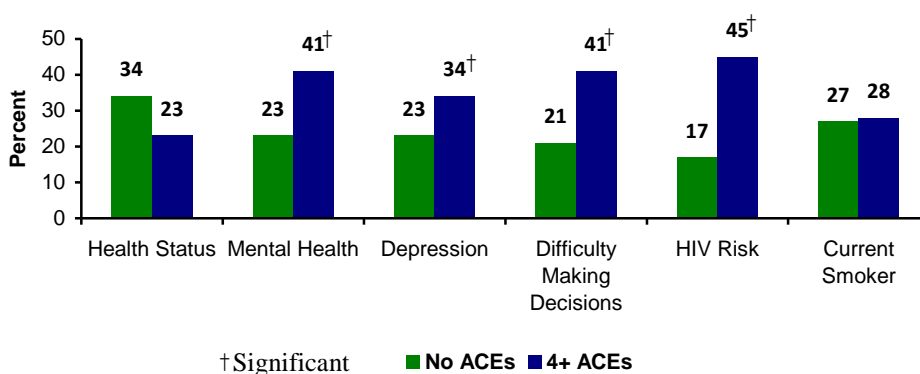
- Only 42% of adult Georgians never had an ACE experience
- Seventeen (17%) of adult Georgians experienced four or more ACEs
- Females had a slightly higher prevalence of four or more ACEs compared to males
- Having four or more ACEs did not differ by race or ethnicity
- Adults 65 years of age and older had a significantly lower prevalence of four or more ACEs than other age categories
- College graduates had a significantly lower prevalence of four or more ACEs than adults with any educational level
- Adults with four or more ACEs were more likely to:
  - Have poor mental health for 14 days or more in the previous month
  - Have been diagnosed with depression
  - Have difficulty concentrating, remembering, or making decisions due to a physical, emotional, or mental condition
  - Engage in HIV risk behaviors\*

**Table 2. ACE Scores among Adults, by Sex, Race/Ethnicity, Age, and Educational Attainment, Georgia BRFSS, 2016**

	No ACEs		4+ ACEs	
	%	95% CI	%	95% CI
<b>Sex</b>				
Male	42.4	(39.3, 45.5)	14.8	(12.6, 17.4)
Female	40.8	(38.2, 43.5)	19.7	(17.5, 22.1)
<b>Race</b>				
NH* White	43.1	(40.6, 45.6)	17.6	(15.6, 19.9)
NH* Black	38.2	(34.4, 42.2)	17.1	(14.2, 20.4)
Hispanic	39.8	(31.8, 48.4)	14.3	(9.6, 20.7)
Other	46.4	(36.5, 56.6)	20.1	(12.5, 30.5)
<b>Age</b>				
18-24 years	27.7	(21.0, 35.4)	24.8	(18.3, 32.6)
25-44 years	35.8	(31.8, 40.0)	20.5	(17.3, 24.1)
45-64 years	43.3	(40.3, 46.5)	18.0	(15.7, 20.5)
65+ years†	54.3	(51.2, 57.3)	7.5	(6.1, 9.3)
<b>Education</b>				
Less than high school	34.9	(29.6, 40.7)	19.3	(14.8, 24.8)
High school graduate	38.6	(34.8, 42.5)	18.7	(15.7, 22.2)
Some college	41.7	(37.9, 45.5)	19.0	(16.0, 22.3)
College graduate†	49.3	(45.9, 54.6)	12.5	(10.4, 14.9)

\*NH=Non-Hispanic †Significant

**Figure 3. Health Behaviors and Outcomes among Adults, by ACE Score, Georgia BRFSS, 2016**



**If you need assistance to address any of these issues, please dial the Prevent Child Abuse Georgia Help Line at 1-800-CHILDREN (1-800-244-5373) to locate an agency in your area.**

\*HIV Risk Behaviors: Adults responded that they participated in at least one of the following during the past year: intravenous drug use, received money in exchange for sex, had anal sex without a condom, or had four or more sexual partners

Data Source: Georgia Behavioral Risk Factor Surveillance System, 2016

Suggested Citation: Davis, V.N., Bayakly, A.R., Chosewood, D., Drenzek, C. 2018 Data Summary: Adverse Childhood Experiences. Georgia Department of Public Health, Epidemiology Section, Chronic Disease, Healthy Behaviors, and Injury Epidemiology Unit